

WASTE WISE PRODUCTS INC.

Tel.: 416-686-6816

Fax: 416-698-4287

Toll Free: 1-877-680-8361

VALUE MODULAR STATIONS RECYCLEPRO™ RECYCLING RECEPTACLES CONNECTED UNITS



RECYCLEPRO VALUE SERIES of MODULAR RECYCLING RECEPTACLES

SUSTAIN OUR ENVIRONMENT!

FEATURES AND BENEFITS

- MODULAR RECYCLING STATIONS ENCOURAGE USE
- ALL METAL FIRE SAFE CONSTRUCTION
- INDOOR/OUTDOOR ALL WEATHER FINISHES
- ENGINEERED FOR DURABILITY
- CAPACITIES RANGING FROM 12 TO 41 GALLONS
- SIZES OF 12", 15", AND 20" DIAMETER
- STYLES AND FINISHES FOR EVERY FACILITY
- 27 DESIGNER COLORS AND 2 METAL FINISHES
- CUSTOM FINISH COMBINATIONS AVAILABLE
- CUSTOM SILK SCREENED MESSAGES AND LOGOS
- OPTIONAL DESIGNER DECORATIVE BANDS AVAILABLE
- OPTIONAL OUTDOOR CANOPY TOPS AVAILABLE
- OPTIONAL METAL INNER LINERS
- MANUFACTURED IN THE USA
- 2 TO 3 DAY SUPER QUICK SHIP FOR ALL MODELS
- DESIGNED AND PRODUCED FOR ENVIRONMENTAL SUSTAINABILITY

RECYCLEPRO VALUE RECYCLING RECEPTACLES - EASILY CREATE A CUSTOMIZED RECYCLING STATION WITH CONNECTED UNITS

RECYCLEPRO MODULAR RECYCLING STATIONS are the next generation for recycling management. It is the only system of its kind. It is the largest, most diversified line of recycling receptacles offering an extensive selection of sizes, finishes, openings and silk screened messages. RecyclePro Modular Stations allow you to create your own recycling station with two or more receptacles. When using more than one receptacle you can easily connect the receptacles together to encourage use of the station. The primary components are the 12", 15", and 20" diameter single purpose individual RecyclePro receptacles.

The basic distinguishing feature of the receptacles in the Value Modular Series compared to the RecyclePro I, II, and III Series, is that the need for an additional inner steel container has been replaced by using heavy gauge custom sized clear poly bags that are designed to have a snug fit. LB12, LB15, and LB20 poly bags are purchased separately. Poly bags are easily pulled over the top up to a clearly marked guide-line provided on the outside of each receptacle near the top. When the receptacle cover, which has an extra long overlap, is placed on the body, the poly bag is completely concealed and secured in place.

CONNECTED UNITS for VALUE MODULAR STATIONS

- When two or more recycling containers are used side by side they may be connected to each other in the sequence you specify. Each catalog number includes all the individual receptacles, hardware and connector brackets you need.
- For the same cost you may select any type of RecyclePro opening for the top cover of each unit.
- Also, at no additional cost you may specify any standard RecyclePro silk screened message for the front of each unit to indicate the intended use of the unit.
- All necessary hardware and connector brackets are included and are easily installed.
- Any number of units may be connected to each other in a straight line. If three units are ordered you may connect them in a triangular or straight line configuration. If you have a preference as to the order in which the different openings are arranged please indicate this or it will be determined at the factory.


VALUE MODULAR STATIONS

RECYCLEPRO™

RECYCLING RECEPTACLES

CONNECTED UNITS


2x RecyclePro Value Linear Modular Units, Includes All Connecting Hardware



Catalog #	Dia. (In.)	Ht. (In.)	Cap. (Gal.)	Opening in Cover (Recommended Optional poly bags)	Actual Wt. (lbs)	Satin Aluminum (SA)	Satin Brass (BE)	Designer color (*)
1242-2	12	30	15	5.5" dia. hole	12	✓	✓	✓
	12	30	15	7" dia. hole (Use LB12 poly bags)	12			
1542-2	15	30	23	5.5" dia. hole	15	✓	✓	✓
	15	30	23	9" dia. hole (Use LB15 poly bags)	15			
2042-2	20	30	41	5.5" dia. hole	28	✓	✓	✓
	20	30	41	14" dia. hole (Use LB20 poly bags)	28			

Specify Silk Screened Message and Sequence for the Body of Each Receptacle


3x RecyclePro Value Linear Modular Units, Includes All Connecting Hardware



1242-3	12	30	15	5.5" dia. hole	12	✓	✓	✓
	12	30	15	2.5"x 9.5" slot	12			
	12	30	15	7" dia. hole (Use LB12 poly bags)	12			
1542-3	15	30	23	5.5" dia. hole	15	✓	✓	✓
	15	30	23	2"x12" slot	15			
	15	30	23	9" dia. hole (Use LB15 poly bags)	15			
2042-3	20	30	41	2"x12" slot	28	✓	✓	✓
	20	30	41	5.5" dia. hole	28			
	20	30	41	14" dia. hole (Use LB20 poly bags)	28			

Specify Silk Screened Message and Sequence for the Body of Each Receptacle


4x RecyclePro Value Linear Modular Units, Includes All Connecting Hardware



1242-4	12	30	15	7" dia. hole	12	✓	✓	✓
	12	30	15	5.5" dia. hole	12			
	12	30	15	2.5" x 9.5" slot	12			
	12	30	15	5.5" dia. hole (Use LB12 poly bags)	12			
1542-4	15	30	23	9" dia. hole	15	✓	✓	✓
	15	30	23	5.5" dia. hole	15			
	15	30	23	2"x12" slot	15			
	15	30	23	5.5" dia. hole (Use LB15 poly bags)	15			
2042-4	20	30	41	14" dia. hole	28	✓	✓	✓
	20	30	41	5.5" dia. hole	28			
	20	30	41	2" x12" slot	28			
	20	30	41	5.5" dia. hole (Use LB20 poly bags)	28			

Specify Silk Screened Message and Sequence for the Body of Each Receptacle

3x RecyclePro Value Triangular Modular Units, Includes All Connecting Hardware




1242-T	12	30	15	2.5" x 9.5" slot	12	✓	✓	✓
	12	30	15	5.5" dia. hole	12			
	12	30	15	7" dia. hole (Use LB12 poly bags)	12			
1542-T	15	30	23	2"x12" slot	15	✓	✓	✓
	15	30	23	5.5" dia. hole	15			
	15	30	23	9" dia. hole (Use LB15 poly bags)	15			
2042-T	20	30	41	2"x12" slot	28	✓	✓	✓
	20	30	41	5.5" dia. hole	28			
	20	30	41	14" dia. hole (Use LB20 poly bags)	28			

Specify Silk Screened Message and Sequence for the Body of Each Receptacle


Please note: The modular stations shown do not include an interior metal liner can. They have been designed to use a snugly fitting heavy gauge clear poly liner bag. Optional metal inner liner cans are available upon request.

VALUE INDIVIDUAL & MODULAR STATIONS
RECYCLEPRO™
RECYCLING RECEPTACLES
POLY BAGS, OPTIONS & HOW TO ORDER

Optional Canopy Tops For RecyclePro Value Individual and Modular System, for Outdoor Use

	Catalog#	Description	Dia.	
	CP-12	Canopy top will be installed to match the finish of the cover	12	✓
	CP-15	Canopy top will be installed to match the finish of the cover	15	✓
	CP-20	Canopy top will be installed to match the finish of the cover	20	✓

Clear Poly Liner Bags (2 mil thick) for RecyclePro Value Recycling Receptacles

	Catalog #	Size of the bag	Contents	Actual Wt	
	LB12	18.5" x 36"	Case of 100 bags	10	✓
	LB15	23" x 36"	Case of 100 bags	12	✓
	LB20	31" x 36"	Case of 100 bags	15	✓

HOW TO ORDER

- 1: SPECIFY CATALOG NUMBER
- 2: SPECIFY FINISH:
All Satin Aluminum (SA)
All Satin Brass (BE)
Powder Coat Designer Color Code * with Satin Aluminum Cover (SA)
Powder Coat Designer Color Code * with Satin Brass Cover (BE)
Powder Coat Designer Color Code * with Matching Powder Coat Color Cover (*specify code on right)
- 3: SPECIFY COVERS:
When ordering connected units you may select any cover opening with your choice of corresponding message at no additional charge. If no selection is made, the opening supplied will match the description provided for each catalog number
- 4: SPECIFY MESSAGES:
Specify silk screened message and sequence of each receptacle from left to right. An international "Recycle Logo" and your message will be silk screened on the body of each recycling receptacles.
- 5: POLY LINER BAGS
Order the recommended specially fitted LB12, LB15, or LB20 Clear Poly Liner bags which have been designed to snugly grip the top rim of the RecyclePro bodies. This insures that the overlapped portion of the bag will be concealed by the cover

Cover	Opening in Covers	Specify messages
	Slot for Paper	PAPER NEWSPAPER MIXED PAPER Logo without a message
	Small Hole	BOTTLES & CANS CANS BOTTLES GLASS PLASTIC GLASS, PLASTIC & ALUMINUM RECYCLE Logo without a message
	Large Hole for Waste	WASTE RECYCLABLES Logo without a message
	Multipurpose Opening	BOTTLES • CANS • PAPER RECYCLE Logo without a message RECYCLE ONLY - NO TRASH RECYCLABLES

2 Metal Finishes

SA Satin Aluminum	BE Satin Brass
----------------------	-------------------

***27 Designer Finishes**

BV Bronze Vein	SV Silver Vein			
HG Hunter Green	BY Burgundy	NK Nickel	CV Copper Vein	HGB Hi Gloss Black
EB Espresso Brown	SD Statuary Bronze	BK Satin Black	TP Taupe	BL Midnight Blue
BM Blue Marble	DS Desert Stone	PW Pewter	GM Green Marble	SM Silver Metallic
WH White	SN Sand	GR Gray	SG Slate Gray	TC Terra Cotta
AC Aged Copper	GT Granite	LB Light Bronze	CB Copper Bronze	SY Safety Yellow